

CADET BADGES

0401. Beret or Hat Badge. A silvered metal badge comprising a falcon in a circlet bearing the words "Air Training Corps" and normal issue airman's cap badge for CCF.

ATC Cadet Badge



RAF Beret Badge
(CCF only)



0402. Badges on the Brassard. The Brassard is to be fitted over the right sleeve of the jersey or shirt and positioned above the elbow. The top of the Brassard is to be fixed by a fabric strap to the right shoulder strap of the jersey or the shirt, as appropriate. The location of badges on the Brassard are:

0403. ATC Squadron Identification Badges. This Badge is to be worn centrally at the top of the Brassard, 6 mm from the top edge.



0404. ATC Distinguishing Badge. The Distinguishing Badge "Air Training Corps" is to be worn in a central position immediately below and touching the Squadron identification Badge. An arc-shaped dark blue fabric badge with "AIR TRAINING CORPS" embroidered in light blue.



0405. CCF Distinguishing Badge. The distinguishing badge for the CCF Contingent is to be worn centrally in the highest possible position on the brassard with the top edge of the badge 6mm from the sides of the brassard.



0406. Training Classification Badges for ATC / Proficiency Badges for CCF. First Class, Leading, Senior Cadet and Master Air Cadet Proficiency Badges are to be worn in a central position immediately below the ATC Distinguishing Badge and with one point of the star or one blade of the propeller uppermost, as appropriate. Only one Classification / Proficiency Badge is to be worn and is to be for the highest classification for which a cadet is qualified.

ATC First Class Cadet Badge / CCF Part 1. A four-pointed star embroidered in light blue with a dark blue background.



ATC Leading Cadet Badge / CCF Part 2. A four-bladed propeller embroidered in light blue with a dark blue background.



ATC Senior Cadet Badge / CCF Advanced Certificate. A four-pointed star superimposed on a four-bladed propeller and embroidered as above.




Master Air Cadet Badge (ATC only). A Gold embroidered eagle inside a silver wreath with a dark blue background.



0407. Air Cadet Leadership Badge. Graduates of the ACO Leadership Course at RAF Cranwell and the Cadet Leadership Course at the Cadet Training Centre at Frimley Park and Nescliffe are to wear the Air Cadet leadership Badge in a central position immediately below and touching the Proficiency or Classification Badge. The Badge is not to be worn if the higher ranking Junior Leaders Course lanyard has been awarded.


0408. Leadership Badge. A gold RAF eagle embroidered on an oval RAF blue background with black lettering and surround.



0409. Nijmegen Badge. A cloth triangular badge with green and gold stripes. The word 'NIJMEGEN' is at the bottom of the badge. This Badge is to be worn on the left hand side of the brassard with the base of the badge 9cm from the bottom edge, and 6mm from the left hand edge of the brassard.



0410. Marksman. Only one Marksman Badge is to be worn and is to be for the highest level award for which the cadet is qualified - the ascending levels of precedence being Squadron, Wing, Region, Corps Cadet Fifty and Cadet Hundred. Thus, a cadet who has gained a Squadron Marksmanship Badge for Full Bore Rifle shooting and a Regional Marksmanship Badge for Air Rifle shooting is to wear the Regional Marksmanship Badge. Annual re-qualification is not necessary, and the appropriate Badge is to be positioned on the bottom left hand side of the brassard 6mm from the bottom edge and with the bottom right hand corner of the badge 2.5cm from the centre line of the brassard.



0411. Cadet 50 and 100 Badge (ATC only). The “Cadet 50” Badge is a woven badge of dark green fabric with the NRA Logo (2 marksmen) embroidered centrally inside a white ring which also contains in white 'NRA CADET FIFTY'. It is awarded to the top 50 cadets from the ACC, ACF and ATC, achieving the best aggregate scores in the Cadet Inter Service Skill at Arms Meeting (CISSAM). A separate green woven flash with the year printed in white is worn centrally, immediately below the badge. The “Cadet 100” Badge is a woven badge of dark blue fabric with the NRA Logo (2 marksmen) embroidered centrally inside a white ring which also contains in light blue, “NRA CADET HUNDRED”. It is awarded to the top 100 cadets from the SCC, ACF and ATC achieving the best aggregate scores in the Cadet Inter Service Cadet Rifle Competition (ISCRM). A blue year badge with the year printed in white is worn centrally, immediately below the badge.

The Cadet 50 or 100 Badge (and accompanying Year Badge) is to be positioned on the bottom left edge of the Brassard in place of any other marksmanship badges which are to be removed. Cadets awarded a Cadet 50 and Cadet 100 may wear either badge but not both.

Note

If a cadet is awarded a Cadet 50/100 badge in subsequent years, previous year date badges gained may be worn in date order from the left to the right centralised at the bottom of the 50/100 badge.



FIFTY

YEAR



HUNDRED

0412. Communicator and Bandsman's Badges. These ACO project badges are to be worn only in spaces where higher priority Badges have not been gained – The Bandsman's badge is positioned on the centre line of the brassard with the centre of the badge 6cm from the bottom edge of the brassard.

The Communicator Badge is an oblong cloth badge, dark blue in colour, depicting 4 lightning flashes with a light blue letter 'C' in the centre. This badge is positioned with the base of the badge 9cm from the bottom edge and the top right hand corner 6mm from the right hand edge of the brassard.



0413. First Aid Badges.

The St John Ambulance First Aid Badge is a circular cloth badge which depicts a red roundel with “YOUTH FIRST AID” around the top and “St John Ambulance” across the bottom. The centre of the badge has the white cross of St John on a black background. The First Aid badge is to be positioned on the bottom right hand side 6mm from the bottom edge and with the centre of the badge 6cm from the centre line of the brassard.

The St John Ambulance Green First Aid Badge is a circular cloth badge which depicts a green roundel with “FIRST AID” around the top and “St John Ambulance” across the bottom. The centre of the badge has the white cross of St John on a black background. The Green First Aid badge is to be positioned on the bottom right hand side 6mm from the bottom edge and with the centre of the badge 6cm from the centre line of the brassard.

Note. Only one badge is to be worn for the duration that the cadet is qualified.



Badge positions on the brassard Air Training Corps

ALL BRASSARDS TO BE WORN OUTSIDE THE TURNUP ON SHIRTS WHEN ROLLED ABOVE ELBOW
NEVER TO BE WORN WITH CS 95

Classification Badges – First Class-Leading-Senior Cadet-Master Air Cadet are to be worn in a central position immediately below and touching the Distinguishing badge. Only one Classification Badge is to be worn and is to be for the highest classification for which the cadet is qualified.

Leadership Course badge – is to be worn in a central position immediately below and touching the Classification badge.

Nijmegen Badge – is to be worn on the left hand side of the brassard with the base of the badge 9 cm from the bottom edge, and 6 mm from the left hand edge of the brassard.

Marksman Badges – are to be worn on the bottom left hand side of the brassard 6 mm from the bottom edge and with the centre of the badge 6 cm from the centre line of the brassard. The Cadet 50 and 100 badge are to be worn in the same position but with the years flashes equally placed 6mm from the bottom and main badge immediately above and touching with the edge of the badge 6mm from the left hand curved edge of the brassard. Only one Marksman badge the highest level is to be worn.

Central position

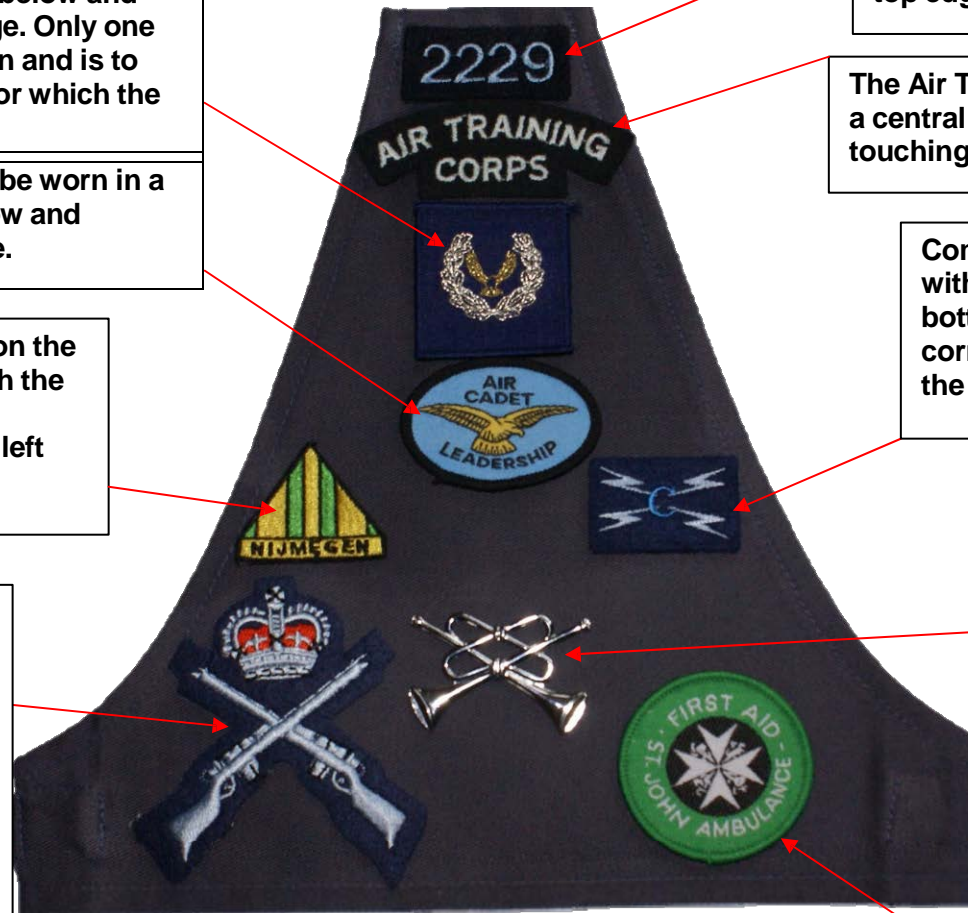
Identification Badge – is to be worn centrally 6mm from the top edge of the brassard.

The Air Training Corps Badge is to be worn in a central position immediately below and touching the Identification badge.

Communication Badge – is to be worn with the base of the badge 9 cm from the bottom edge and the top right hand corner 6 mm from the right hand edge of the brassard.

Musicians Badges - are to be worn on the centre line of the brassard with the centre of the badge 6 cm from the bottom edge of the brassard.

First Aid Badge – is to be worn on the bottom right hand side and 6 mm from the bottom edge of the brassard, with the centre of the badge 6 cm from the centre line of the brassard. Only the highest award is to worn and only for the duration that the cadet is qualified.



All cadets are to wear both the 'Air Cadets' patch (ACO Patch) and Cadets Formation Badge (CFB) on their CS95.

The patch is to be affixed centrally and immediately above the right hand breast pocket of the CS95 field jacket and lightweight jacket only.



'Air Cadets' patch (ACO Patch)



Cadets Formation Badge (CFB)

The Formation badge is to be worn on the CS95 lightweight jacket and field jacket. It is to be sewn centrally on the right sleeve with the top edge 75 mm below the shoulder seam, with the wording right-reading when viewed from the side.

Junior Leaders DZ Patch.

The Junior Leaders DZ patch is to be worn on the CS95 lightweight jacket and field jacket. It is to be sewn centrally on the right sleeve with the top edge 10 mm below the lower edge of the Cadets Formation Badge, with the light blue triangle on the right when viewed from the side.